

# Safely earthing and protecting antenna / SAT systems

Now with the new 16 mm<sup>2</sup> connection clamps



## Fulfil standards

Good to know: IEC/EN 60728-11 prescribes protective measures for SAT antenna systems. Depending on the given structural conditions, this brings forth standards for equipotential bonding, earthing and lightning protection.

In addition to basic requirements, the standard also mentions how the measures should be executed, i.e. which materials and clamps should be used. This includes, for example, the stipulation of cross sections, materials and types of clamp and, where necessary, the required lightning current carrying capacity.

## Provide safety

The aim of all protective measures is to ensure consistent equipotential bonding and functional earthing. This is fundamental to protecting people against dangerous touch voltages and fire prevention.



Please think about this important aspect the next time you install an antenna/SAT system. This not only prevents technical outages, it protects people from injury and all the equipment in a building from damage!

## NEW Connection clamps 16 mm<sup>2</sup> – universal application

Gutter clamp  
Part No. 540 120



Connection clamp for earth rods  
Part No. 540 121

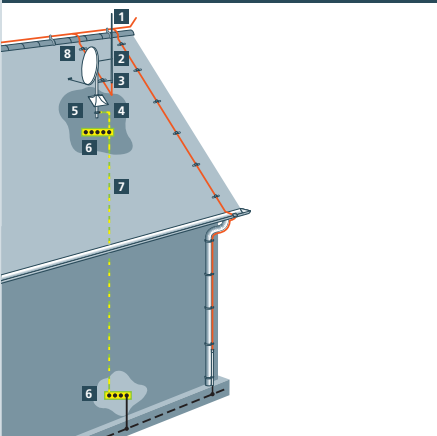


UNI KS Connector  
Part No. 540 122

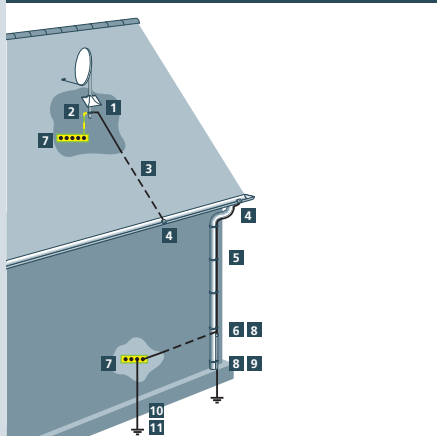


## Possible applications

Building **WITH** external lightning protection:  
Earthing via the lightning protection system



Building **WITHOUT** external lightning protection:  
Mast earthing



Detailed protection concept:  
See reverse

No.	Part	Type	Part No.
1	Antenna rod 1.5 m	885 18 50 1500 AL	103 432
2	Antenna pipe clamp	885 27 89 AK 1X10 216 B V2A	540 103
3	Overclasp	5404 895 70	509 706
4	Earthing conductor (CA 1x16 mm <sup>2</sup> add or standard)	—	—
5	Gutter clamp	DNK 6 10 AQ4 50 W16-22 V2A	540 120
6	Conductor holder for downpipes	CAH 6 58100 120 SC5 V2A	206 089
7	Downpipe clamp	885 9 60 100 810 S V2A	423 819
8	Equipotential bonding bar	885 1100	542 200
9	UNI KS Connector	K2V 6 10 AQ16 50 V2A	540 122
10	Profiled earth rod	PSL 5000003 1000 010N	635 100
11	Earth rod V2A, 1.0 m	TE 20 1000 A2 V2A	620 803
	Connection clamp for earth rods	AC 6 10 AQ4 50 1020 25 V2A	540 121

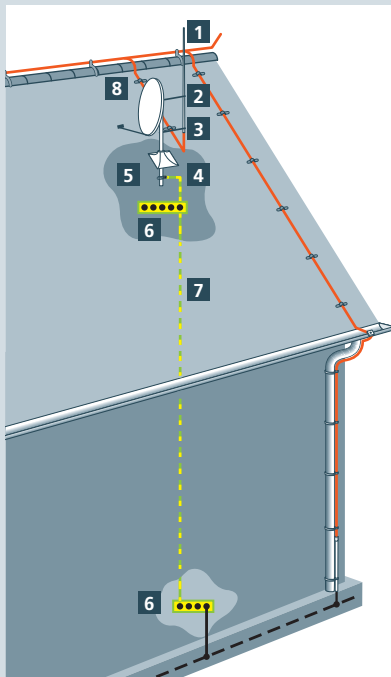
Please note:  
Integration in the external lightning protection system is required here in line with the separate product concepts and selection aids "external lightning protection for residential buildings".

# Safely earthing and protecting antenna / SAT systems

Now with the new 16 mm<sup>2</sup> connection clamps



## Protection concept antenna system

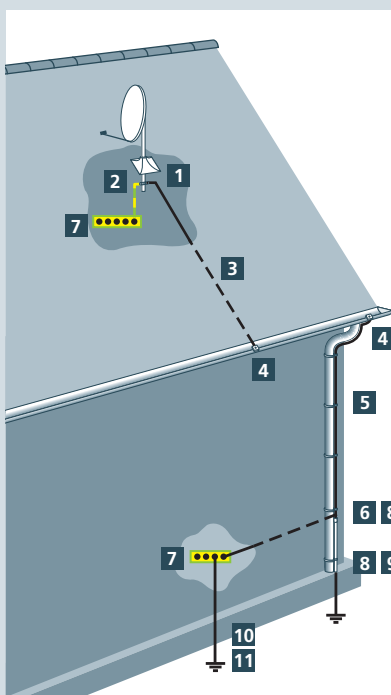


### Building **WITH** external lightning protection: Earthing via the lightning protection system

No.	Part	Type	Part No.
1	Tubular air-termination rod 1.5 m	RFS 16 10 1500 AL	103 410
2	DEHNiso spacer 0.5 m with pipe clamp	DIDH 16 530 RS40.60 V2A	106 225
3	Connection clamp air-termination rod	MVK 8.10 16 FRM10X40 V2A	392 069
4	Antenna pipe clamp	BRS 27.89 AK1X10 2X6.8 V2A	540 103
5	DEHNgate	DGA FF5 TV	909 706
6	Equipotential bonding bar	PAS 11AK	563 200
7	Earthing conductor (Cu 1x4 mm <sup>2</sup> solid or stranded)	—	—
8	Round wire 8 mm, torsion-soft	RD 8 ALMGSI WEI R21M	840 028

Please note:

Integration in the external lightning protection system is required here in line with the separate product overviews and selection aids "external lightning protection for residential buildings".



### Building **WITHOUT** external lightning protection: Mast earthing

No.	Part	Type	Part No.
1	Antenna pipe clamp	BRS 27.89 AK1X10 2X6.8 V2A	540 103
2	DEHNgate	DGA FF5 TV	909 706
3	Earthing conductor (Cu 1x16 mm <sup>2</sup> solid or stranded)	—	—
4	Gutter clamp	DRK 8.10 AQ4 50 W16.22 V2A	540 120
5	Conductor holder for downpipes	LH 8 SB100.120 SCG V2A	200 089
6	Downpipe clamp	RRS V 60.100 B10.5 V2A	423 019
7	Equipotential bonding bar	PAS 11AK	563 200
8	UNI KS Connector	KSV 6.10 AQ16 50 V4A	540 122
9	Profiled earth rod	PSE 50X50X3 1000 STTZN	635 100
10	Earth rod V4A, 1.0 m	TE 20 1000 AZ V4A	620 903
11	Connection clamp for earth rods	AK 8.10 AQ4 50 TE20 25 V4A	540 121

Please note:

If the gutter serves a natural component of the antenna earthing, a continuous electrically conductive connection (in accordance with section 11.3.2 of IEC/EN 60728-11) must be ensured.

For information on our registered trademarks, please visit short link: [de.hn/tm](http://de.hn/tm).  
We reserve the right to make technical changes. We accept no liability for misprints or errors.  
All images are without obligation.

DEHN + SÖHNE GmbH + Co.KG.  
Tel.: +49 9181 906 0, [info@dehn.de](mailto:info@dehn.de)