

DCOR L 1P 275 (900 431)

- Visual fault indication
- Compact design
- For use in flush-mounted systems, cable ducts and flush-type boxes


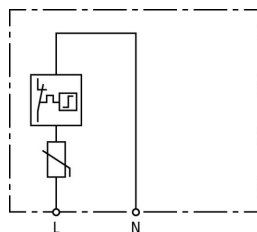
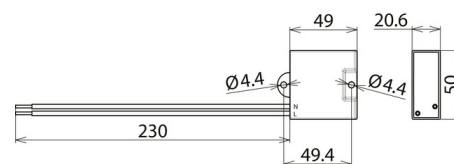


Figure without obligation



Basic circuit diagram DCOR L 1P 275



Dimension drawing DCOR L 1P 275

Single-pole surge arrester for luminaires of protection class II; compact design.

Technical data

Type	DCOR L 1P 275
Part No.	900 431
SPD according to EN 61643-11 / IEC 61643-11	type 2 / class II
Energy coordination with terminal equipment (≤ 10 m)	type 2 + type 3
Nominal voltage (a.c.) (U_n)	230 V (50 / 60 Hz)
Max. continuous operating voltage (a.c.) [L-N] (U_c)	275 V (50 / 60 Hz)
Nominal discharge current (8/20 μ s) (I_n)	5 kA
Max. discharge current (8/20 μ s) (I_{max})	10 kA
Voltage protection level [L-N] (U_P)	≤ 1.5 kV
Voltage protection level [L-N] at 3 kA (U_P)	≤ 1 kV
Voltage protection level [L-N] at 1.5 kA (U_P)	≤ 0.85 kV
Response time [L-N] (t_A)	≤ 25 ns
Max. mains-side overcurrent protection	25 A gG
Short-circuit withstand capability for mains-side overcurrent protection (I_{SCCR})	25 kA _{rms}
Temporary overvoltage (TOV) [L-N] (U_T) – Characteristic	335 V / 5 sec. – withstand
Temporary overvoltage (TOV) [L-N] (U_T) – Characteristic	440 V / 120 min. – safe failure
Operating state / fault indication	green / red
Number of ports	1
Operating temperature range (T_U)	-40 °C ... +80 °C
Connecting wires	1.5 mm ² , Length 230 mm
Enclosure material	thermoplastic, red, UL 94 V-2
Place of installation	indoor installation
Degree of protection of installed device	IP 20
Approvals	KEMA
Weight	46 g
Customs tariff number (Comb. Nomenclature EU)	85363030
GTIN	4013364310827
PU	1 pc(s)

We reserve the right to introduce changes in performance, configuration and technology, dimensions, weights and materials in the course of technical progress. The figures are shown without obligation.