

DCOR L 3P 275 SO IP (900 447)

- Visual fault indication for both protective paths
- Interruption of the load circuit in the event of a fault
- Compact design


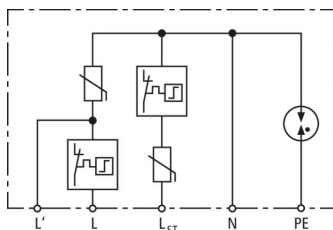
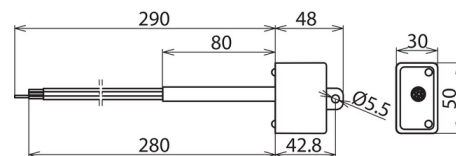


Figure without obligation



Basic circuit diagram DCOR L 3P 275 SO IP



Dimension drawing DCOR L 3P 275 SO IP

Three-pole surge arrester for all installation systems; compact design. IP 65 degree of protection. With disconnection of the load circuit in the event of a fault and protection of the control phase.

Technical data

Type	DCOR L 3P 275 SO IP
Part No.	900 447
SPD according to EN 61643-11 / IEC 61643-11	type 2 / class II
Energy coordination with terminal equipment (≤ 10 m)	type 2 + type 3
Nominal voltage (a.c.) (U_N)	230 V (50 / 60 Hz)
Max. continuous operating voltage (a.c.) [L-N] (U_C)	275 V (50 / 60 Hz)
Max. continuous operating voltage (a.c.) [N-PE] (U_C)	255 V (50 / 60 Hz)
Nominal discharge current (8/20 μ s) (I_n)	5 kA
Max. discharge current (8/20 μ s) (I_{max})	10 kA
Total discharge current (8/20 μ s) [L+N-PE] (I_{total})	20 kA
Voltage protection level [L-N] (U_P)	≤ 1.5 kV
Voltage protection level [L-N] at 3 kA (U_P)	≤ 1 kV
Voltage protection level [L-N] at 1.5 kA (U_P)	≤ 0.85 kV
Voltage protection level [N-PE] (U_P)	≤ 1.5 kV
Follow current extinguishing capability [N-PE] (I_e)	100 A _{rms}
Response time [L-N] (t_A)	≤ 25 ns
Response time [L/N-PE] (t_A)	≤ 100 ns
Max. load current (I_L)	10 A
Max. mains-side overcurrent protection	B 16 A
Short-circuit withstand capability for mains-side overcurrent protection (I_{SCCR})	1 kA _{rms}
Short-circuit withstand capability for mains-side overcurrent protection with 16 A gG (I_{SCCR})	6 kA _{rms}
Temporary overvoltage (TOV) [L-N] (U_T) – Characteristic	335 V / 5 sec. – withstand
Temporary overvoltage (TOV) [L-N] (U_T) – Characteristic	440 V / 120 min. – safe failure
Temporary overvoltage (TOV) [N-PE] (U_T) – Characteristic	1200 V / 200 ms – safe failure
Fault indication	red
Interruption of the load circuit in the event of a fault	yes
Number of ports	1
Operating temperature range (T_U)	-40 °C ... +80 °C
Connecting cable	1.5 mm ² , 230 mm long
Enclosure material	thermoplastic, red, UL 94 V-2
Degree of protection of installed device	IP 65
Extended technical data:	-----
– Combination wave (U_{oc})	10 kV
Weight	130 g
Customs tariff number (Comb. Nomenclature EU)	85363030
GTIN	4013364282216
PU	1 pc(s)

We reserve the right to introduce changes in performance, configuration and technology, dimensions, weights and materials in the course of technical progress. The figures are shown without obligation.